
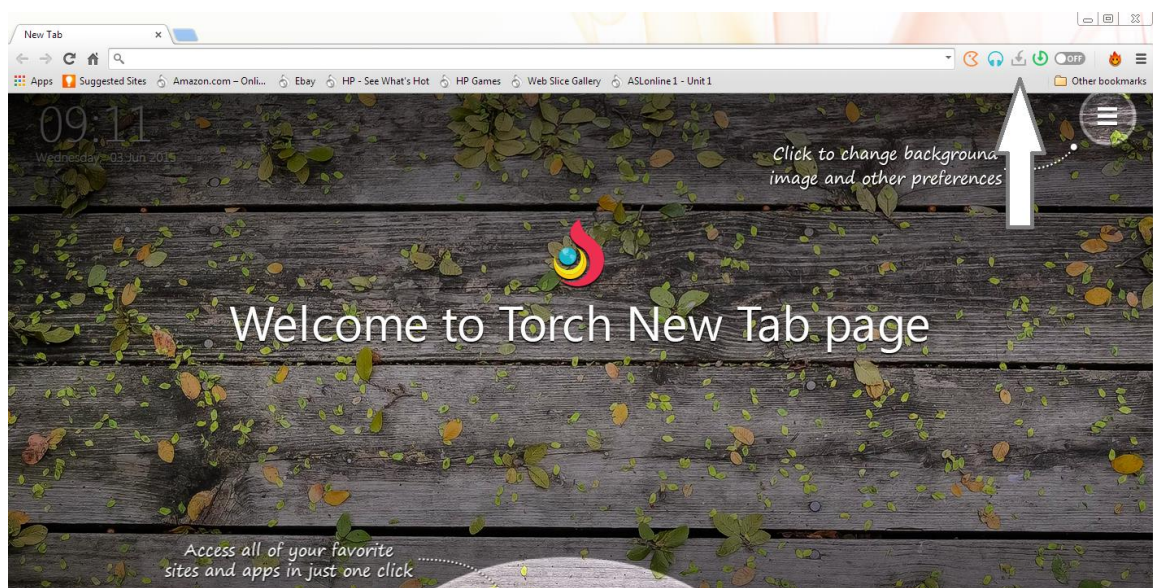


Tips for Download Files to Use with URcast

I. Torch Browser

- A. Go to www.torchbrowser.com and download the torch browser.
- B. Go to the website with a video you want to download (i.e. Discovery Education, You Tube).
- C. Begin playing the video you wish to download. If the video can

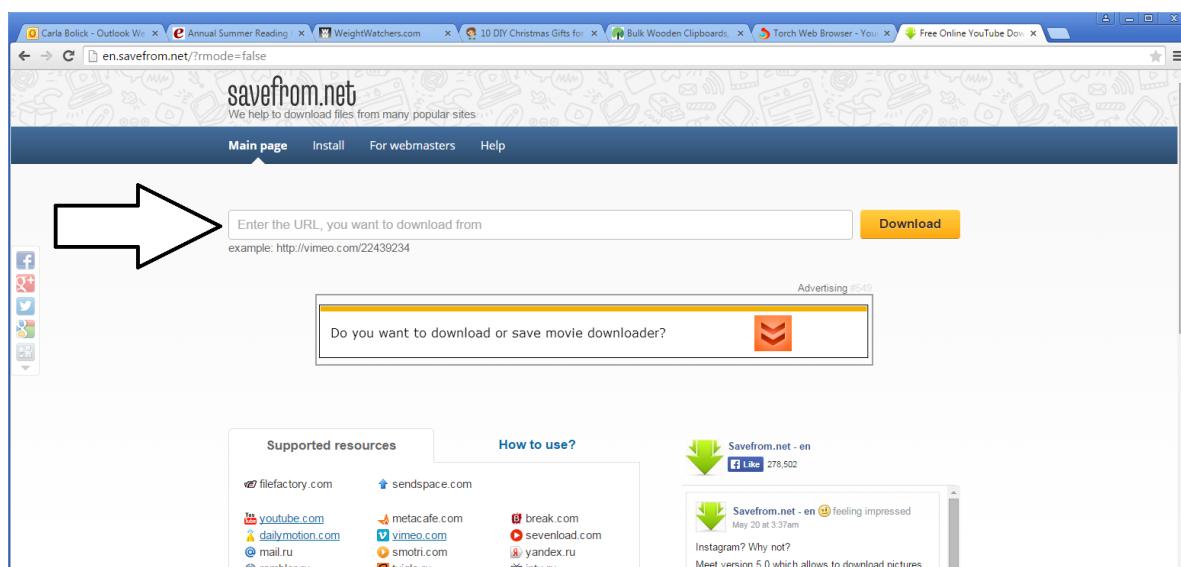
be downloaded the Torch Browser's media/video icon  will be animated.



- D. Click the media/video icon and the video will be downloaded.
- E. Your video is now ready to be used in the URcast Network.

II. SaveFrom.Net

- A. Find the video you wish to use in URcast.
- B. Copy the URL (the address of the video) from your browser's address bar.
- C. Go to www.savefrom.net.
- D. Paste the video's URL into the space provided.



- E. Click the Download button.
- F. Choose a size and format to download the video. URcast recommends using the smallest MP4 option available (i.e. MP4 360p).
- G. Your video will be downloaded and is ready for use in the URcast Network.